



**SCRREEN2**

*Coordination and Support Action (CSA)*

This project has received funding from the European Union's Horizon 2020 research and innovation programme under grant agreement No 958211.

Start date : 2020-11-01 Duration : 36 Months



---

**Test book and new urls for applications deployed**

---

Authors : Mr. Olivier FREZOT (BRGM), Ulrich Clain

SCRREEN2 - Contract Number: 958211

Project officer: Ugo Miretti

Document title	Test book and new urls for applications deployed
Author(s)	Mr. Olivier FREZOT, Ulrich Clain
Number of pages	19
Document type	Deliverable
Work Package	WP2
Document number	D2.1
Issued by	BRGM
Date of completion	2022-03-18 12:52:46
Dissemination level	Public

---

### Summary

This deliverable is the second version at M13 of the D2.1 test book of SCRREEN Knowledge base.

---

### Approval

Date	By
2022-03-18 12:53:02	Mr. Olivier FREZOT (BRGM)
2022-03-18 16:49:36	Mr. Stéphane BOURG (CEA)



**SCRREEN2**

*Coordination and Support Action (CSA)*

This project has received funding from the European Union's Horizon 2020 research and innovation programme under grant agreement No 958211.

Start date: 11-01-2020 Duration: 36 Months

[www.screen.eu](http://www.screen.eu)

**Test book and new urls for applications deployed**

SCRREEN2 Deliverable D2.1

Version 1.1 (Documents Database)

## Table of Content

Acronyms and abbreviations.....	6
Executive summary .....	7
I - Introduction .....	8
I.I - Purpose .....	8
I.II- Context.....	8
I.III- Responsibility of the document .....	9
II – Applicable reference documents .....	9
II.I – References.....	9
III – Prerequisites .....	9
III.I – Elements to be tested and environments .....	9
III.II- Team .....	10
IV – Tests cases for functional acceptance.....	11
IV.1 – Authenticate – UC-FTDD-01.....	11
IV.2 – Add / UPDATE document metadatA – UC-FTDD-02.....	12
IV.3 – SUBMIT DOCUMENT – UC-FTDD-03.....	13
IV.4 – Search for his own document – UC-FT-04.....	14
IV.5 – CHECK submitted document – UC-FTDD-05.....	15
IV.6 – Consult and VALIDATE document – UC-FTDD-06.....	16
IV.7 – Publish public document – UC-FTDD-07 .....	17
IV.8 – Search / consult public document – UC-FTDD-08.....	18
IV.9 – VALIDATE CONFIDENTILITY LEVEL – UC-FTDD-09 .....	19

---

## Index of Tables

Table 1: Acronyms and abbreviations .....	6
---	---

## Index of Figures

<i>Figure 1 : Use case diagram of the documents database. ....</i>	<i>8</i>
--	----------

### **STATEMENT FOR OPEN DOCUMENTS**

(c) 2021 SCRREEN2 Consortium

The SCRREEN2 Consortium ([www.scrreen.eu](http://www.scrreen.eu)) grants third parties the right to use and distribute all or parts of this document, provided that the SCRREEN2 project and the document are properly referenced.

THIS DOCUMENT IS PROVIDED "AS IS" WITH NO WARRANTIES WHATSOEVER, INCLUDING ANY WARRANTY OF MERCHANTABILITY, NONINFRINGEMENT, FITNESS FOR ANY PARTICULAR PURPOSE, OR ANY WARRANTY OTHERWISE ARISING OUT OF ANY PROPOSAL, SPECIFICATION OR SAMPLE. Any liability, including liability for infringement of any proprietary rights, relating to use of information in this document is disclaimed. No license, express or implied, by estoppels or otherwise, to any intellectual property rights are granted herein. The members of the SCRREEN2 project do not accept any liability for actions or omissions of SCRREEN2 members or third parties and disclaims any obligation to enforce the use of this document. This document is subject to change without notice.

### History of changes

Version	Author	Date	Comments
1.0	Ulrich CLAIN	15/06/2021	Initiate
2.0	Olivier FREZOT	19/08/2021	Review
2.1	Olivier FREZOT	18/03/2022	Review by coordinator

**Disclaimer:** This document reflects only the author view and the Agency is not responsible for any use that may be made of the information contained herein.

This project has received funding from the European Union's Horizon 2020 research and innovation programme under grant agreement No 958211

## ACRONYMS AND ABBREVIATIONS

Acronyms	Description
SCRREEN2	Solutions for Critical Raw materials – a European Expert Network 2
CRM	Critical Raw Materials
DoA	Description of Action
GA	Grant Agreement
EC	European Commission
RMIS	Raw Materials Information System
RM	Raw Materials
EIP	European Innovation Partnership
EIT-KICs	European Institute of Innovation Technologies – Knowledge and Innovation Communities
EIT-RM	European Institute of Innovation Technologies – Raw Materials

**Table 1: Acronyms and abbreviations**



## EXECUTIVE SUMMARY

Data and information in the SCRREEN Knowledge Base will come from various sources and foremost from the network of experts that participate in the project. This Knowledge Base includes two databases, namely the Expert Database and the Document Database. The first registers the critical raw Materials experts who agreed to be invited in one or more dedicated workshops to share their expertise in view to improve the CRM fact sheets. Such a dedicated database storing expert expertise profiles involves several users, i.e. manager, finder and expert.

The development process of the digital application includes a test stage before releasing it to the identified users. This stage is based on formalised use cases and each is implemented to check its compliance to the specifications and its operational level without error.

The present document describes the nine use cases and the results of the tests performed to validate the application development.

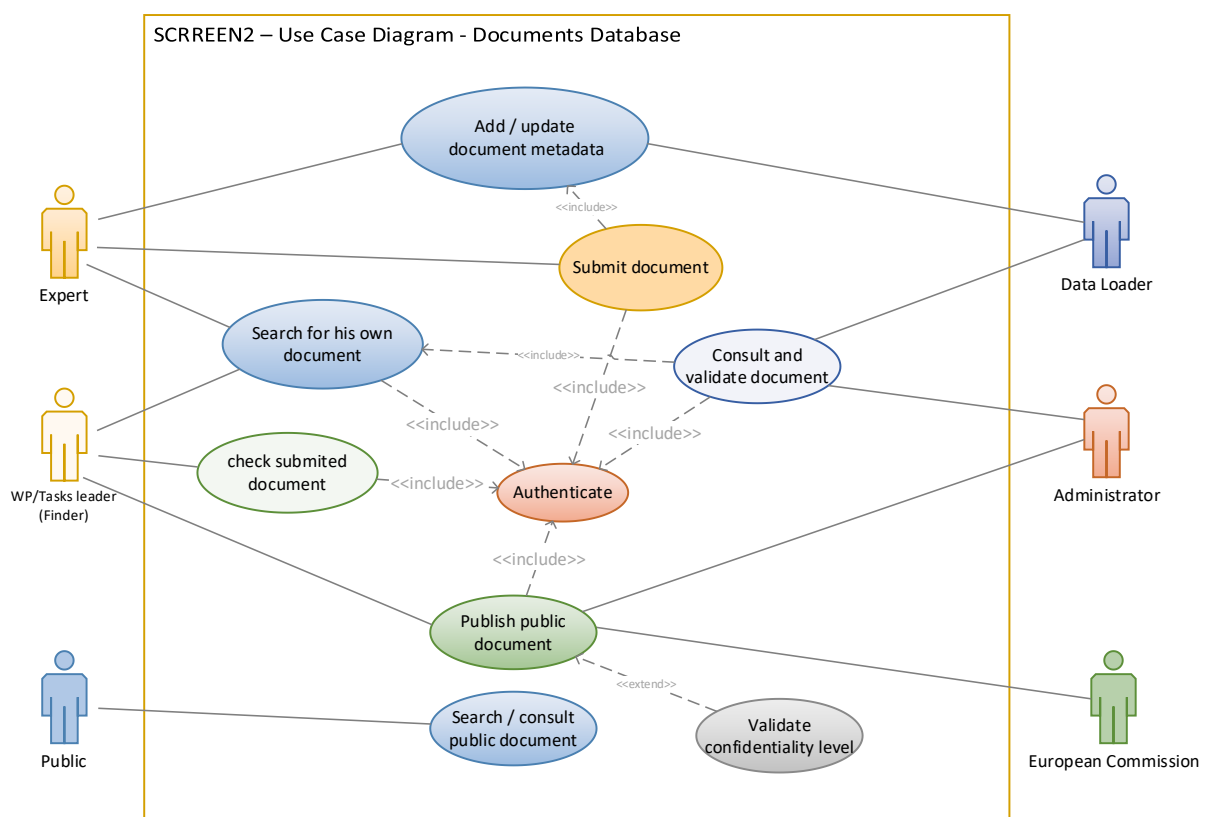
## I - INTRODUCTION

### I.1 - PURPOSE

Leader of WP2 “Knowledge Management”, BRGM is in charge of designing, developing and implementing the SCRREEN Knowledge Base, in other words the digital databases and applications. Accordingly, it is also in charge of their functional acceptance. The present test book has been prepared using the state-of-the-art procedures. It aims at describing nine use cases and the corresponding functional tests, which were all carried out successfully on the application on the Documents database part.

### I.II- CONTEXT

The actions described in this document take place after the end of the development phase and before the application’s opening to the end-users. It serves as a breadcrumb trail to help users establish acceptance tests for the application. Below are the different use cases identified for the "Expert Database" part.



**Figure 1 : Use case diagram of the documents database.**

This project has received funding from the European Union’s Horizon 2020 research and innovation programme under grant agreement No 958211

## I.III- RESPONSIBILITY OF THE DOCUMENT

The person responsible for this document are the members of the team in charge of the functional specifications of the SCRREEN2 project, i.e. the Product Owner, BRGM.

## II – APPLICABLE REFERENCE DOCUMENTS

### II.I – REFERENCES

- SCRREEN2 Document of Action, October 2020
- SCRREEN2 Kick-Off meeting WP2 “Knowledge Management” presentation, November 2020
- SCRREEN2 User Needs meeting, February 2021
- SCRREEN2 User Feedback meeting, April 2021

## III – PREREQUISITES

The execution of the test cases specified in the following chapter requires:

- Web site always accessible via a recent web browser
- The software elements specified in paragraph III.I
- The acceptance environment as specified in paragraph III.II
- The people in charge of the actual test execution as specified in chapter III.III
- The access to the bug reports to be entered in the ticketing solution dedicated ([here](#)) to the SCRREEN2 project (authenticated users only are allowed to use the ticketing system).

### III.I – ELEMENTS TO BE TESTED AND ENVIRONMENTS

The table below lists the elements to be tested. The last column must be filled in manually with the actual identification of the tested items.

Identifier	Description	Version No.
<url-rec>	<a href="https://screen2.brgm-rec.fr">https://screen2.brgm-rec.fr</a>	Version 2.0
<acc-ff>	Navigate with FireFox	Version 88.0.1 (64 bits)
<acc-ch>	Navigate with Chrome	Version 90.0.4430.93

This project has received funding from the European Union’s Horizon 2020 research and innovation programme under grant agreement No 958211

<b>&lt;acc-ie&gt;</b>	Navigate with Internet Explorer	Version 1809
-----------------------	---------------------------------	--------------



### III.II- TEAM

The table below shows the resources in charge of executing the tests. They must be completed manually with the actual identification of the people involved.

Identifier	Function	Name
<USR-MAN>	Manager	Stéphane B.
<USR-TEST-1>	Testeur1	Romain D.
<USR-TEST-2>	Testeur2	Ulrich C.
<USR-TEST-N>	Testeur3	Olivier F.

## IV – TESTS CASES FOR FUNCTIONAL ACCEPTANCE




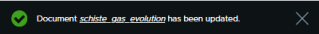
### IV.1 – AUTHENTICATE – UC-FTDD-01

<b>Use case</b>	<b>UC-FTDD-01</b>		
<b>Title</b>	Authenticate		
<b>Testing specification</b>			
<b>FUNC</b>	Functional test		
<b>Items to be tested</b>			
<b>Site web</b>	<a href="https://screen2.brgm-rec.fr">https://screen2.brgm-rec.fr</a>		
<b>Specific environment</b>	Test environment		
<b>Prerequisite</b>	User has his identification and password to log on the web site.		
<b>Initialisation</b>	Manager has created the user profile in the web site.		
<b>id</b>	<b>Input data</b>	<b>Expected behaviour</b>	<b>Result (Ok/Ko)</b>
1	Open a web browser and enter the following address: - <a href="https://screen2.brgm-rec.fr">https://screen2.brgm-rec.fr</a>	The login window appears inviting the user to fill in his login credentials.	Ok
2	The user enters ID and password, and validates the form (click on  button)	The user is allowed to access the system and a successful authentication message appears.	Ok
3	If the user has forgotten his credentials, he clicks on the "Reset your password" tab.	The form prompts him to enter his email.	Ok
4	He receives an email with a link inviting him to follow an identification procedure.	By following the procedure, he can log in again with a new ID.	Ok
5	To log out, click on the logout button (  ).	The user returns to the login window.	Ok

<b>Test Report</b>	<input checked="" type="checkbox"/> <b>Tested by:</b> <b>Romain D.</b>	<b>On :</b> <b>13/06/2021</b>	<input type="checkbox"/> <b>Not available</b>
<b>Prerequisite</b>	The application is available and accessible outside the BRGM internal network.		
Success/Failure criteria:  <input checked="" type="checkbox"/> <b>Excellent:</b> All the steps of the test case were completed without any problems <input type="checkbox"/> <b>Good:</b> Errors occurred, but could be worked around <input type="checkbox"/> <b>Average:</b> at least one of the steps could not be performed <input type="checkbox"/> <b>Poor:</b> at least one of the steps could not be performed and prevents the tests from continuing.		Approval:  Approved	
Comments :  <i>No comment.</i>			

This project has received funding from the European Union's Horizon 2020 research and innovation programme under grant agreement No 958211

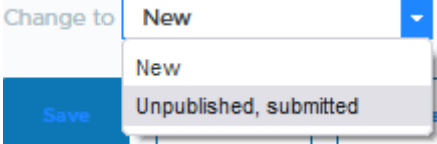
## IV.2 – ADD / UPDATE DOCUMENT METADATA – UC-FTDD-02

<b>Use case</b>	<b>UC-FTDD-02</b>		
<b>Title</b>	Add / UPDATE document metadata		
<b>Testing specification</b>			
<b>FUNC</b>	Functional test		
<b>Items to be tested</b>			
<b>Site web</b>	<a href="https://screen2.brgm-rec.fr">https://screen2.brgm-rec.fr</a>		
<b>Specific environment</b>	Test environment		
<b>Prerequisite</b>	SCREEN web site is available and accessible. User has “Expert” and “Data Loader” profile.		
<b>Initialisation</b>	-		
<b>id</b>	<b>Input data</b>	<b>Expected behaviour</b>	<b>Result (Ok/Ko)</b>
1	Open a web browser and enter the following address: - <a href="https://screen2.brgm-rec.fr/node/add/document?display=expert">https://screen2.brgm-rec.fr/node/add/document?display=expert</a>	Once connected as an Expert or a Data Loader, you are invited to create a new document, or click on the link “Add document”  <b>Add a document</b>	Ok
2	Fill all necessary fields of the form ( <i>title, meeting number, assessability level, factsheet</i> ), and submit it.	A message saying that the document has successfully added to the platform. 	Ok
3	For update metadata, you just have to find the document in “My Documents” section. <b>My Documents</b>	The form displays all documents added by the user.	Ok
4	Click on  button to edit the document.	The form switches to edit mode.	Ok
5	When the modifications on the document are done, just click on the "save" button. 	A message saying that the document has been successfully updated appears. 	Ok

<b>Test Report</b>	<input checked="" type="checkbox"/> <b>Tested by:</b> <i>Romain D.</i>	<b>On:</b> <i>13/06/2021</i>	<input type="checkbox"/> <b>Not available</b>
<b>Prerequisite</b>	The application is available and accessible outside the BRGM internal network.		
Success/Failure criteria:		Approval:	
<input checked="" type="checkbox"/> <b>Excellent:</b> All the steps of the test case were completed without any problems <input type="checkbox"/> <b>Good:</b> Errors occurred, but could be worked around <input type="checkbox"/> <b>Average:</b> at least one of the steps could not be performed <input type="checkbox"/> <b>Poor:</b> at least one of the steps could not be performed and prevents the tests from continuing.		Approved	
Comments:			
<i>No comment.</i>			

This project has received funding from the European Union’s Horizon 2020 research and innovation programme under grant agreement No 958211

### IV.3 – SUBMIT DOCUMENT – UC-FTDD-03

<b>Use case</b>	<b>UC-FTDD-03</b>		
<b>Title</b>	Submit document		
<b>Testing specification</b>			
<b>FUNC</b>	Functional test		
<b>Items to be tested</b>			
<b>Site web</b>	<a href="https://screen2.brgm-rec.fr">https://screen2.brgm-rec.fr</a>		
<b>Specific environment</b>	Test environment		
<b>Prerequisite</b>	SCREEN web site is available and accessible. User has “Expert” and “Data Loader” profile.		
<b>Initialisation</b>	-		
<b>id</b>	<b>Input data</b>	<b>Expected behaviour</b>	<b>Result (Ok/Ko)</b>
1	Follow <b>UC-FTDD-02</b> steps to edit the document.	The form switches to edit mode for the document you have chosen.	Ok
2	Click on the state list, and choose the “submitted” label.  Then save the form by clicking on the "Save" button.	The status of the document has changed to “Submitted”.	Ok

<b>Test Report</b>	<input checked="" type="checkbox"/> <b>Tested by:</b> Ulrich C.	<b>On:</b> 15/06/2021	<input type="checkbox"/> <b>Not available</b>
<b>Prerequisite</b>	The application is available and accessible outside the BRGM internal network.		
Success/Failure criteria:  <input checked="" type="checkbox"/> <b>Excellent:</b> All the steps of the test case were completed without any problems <input type="checkbox"/> <b>Good:</b> Errors occurred, but could be worked around <input type="checkbox"/> <b>Average:</b> at least one of the steps could not be performed <input type="checkbox"/> <b>Poor:</b> at least one of the steps could not be performed and prevents the tests from continuing.		Approval:  Approved	
Comments:  No comment.			

This project has received funding from the European Union’s Horizon 2020 research and innovation programme under grant agreement No 958211

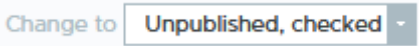
#### IV.4 – SEARCH FOR HIS OWN DOCUMENT – UC-FT-04

<b>Use case</b>	<b>UC-FTDD-04</b>		
<b>Title</b>	Search for his own document		
<b>Testing specification</b>			
<b>FUNC</b>	Functional test		
<b>Items to be tested</b>			
<b>Site web</b>	<a href="https://screen2.brgm-rec.fr">https://screen2.brgm-rec.fr</a>		
<b>Specific environment</b>	Test environment		
<b>Prerequisite</b>	SCRREEN web site is available and accessible. User has “Expert” and “WP/Task leader” profile.		
<b>Initialisation</b>	-		
<b>id</b>	<b>Input data</b>	<b>Expected behaviour</b>	<b>Result (Ok/Ko)</b>
1	Follow <b>UC-FTDD-01</b> steps log on SCRREEN.	The form displays your profile information.	Ok
2	Click on the “My Documents”. <a href="#">My Documents</a>	The form displays all your documents ( <i>linked to your account</i> ).	Ok
3	You can select many filters like meeting number, year, author, etc. and click on “Apply” button	The form displays the documents related to your filters.	Ok

<b>Test Report</b>	<input checked="" type="checkbox"/> <b>Tested by:</b> <i>Romain D.</i>	<b>On:</b> <i>15/06/2021</i>	<input type="checkbox"/> <b>Not available</b>
<b>Prerequisite</b>	The application is available and accessible outside the BRGM internal network.		
Success/Failure criteria:		Approval:	
<input checked="" type="checkbox"/> <b>Excellent:</b> All the steps of the test case were completed without any problems <input type="checkbox"/> <b>Good:</b> Errors occurred, but could be worked around <input type="checkbox"/> <b>Average:</b> at least one of the steps could not be performed <input type="checkbox"/> <b>Poor:</b> at least one of the steps could not be performed and prevents the tests from continuing.		Approved	
Comments:			
<i>No comment.</i>			



## IV.5 – CHECK SUBMITTED DOCUMENT – UC-FTDD-05

<b>Use case</b>	<b>UC-FTDD-05</b>		
<b>Title</b>	Check submitted document		
<b>Testing specification</b>			
<b>FUNC</b>	Functional test		
<b>Items to be tested</b>			
<b>Site web</b>	<a href="https://screen2.brgm-rec.fr">https://screen2.brgm-rec.fr</a>		
<b>Specific environment</b>	Test environment		
<b>Prerequisite</b>	SCRREEN web site is available and accessible. User has “WP” or “task” leader profile.		
<b>Initialisation</b>	-		
<b>id</b>	<b>Input data</b>	<b>Expected behaviour</b>	<b>Result (Ok/Ko)</b>
1	Follow <b>UC-FTDD-01</b> steps log on SCRREEN.	The form displays your profile information.	Ok
2	Select the submitted documents by clicking on the Submitted Documents link. <a href="#">Submitted Documents</a>	The form displays all documents that need to be validate or checked.	Ok
3	Select one and edit it by clicking on “Edit” tab and choose “Checked” option on the “Change to” list.  And save the form by clicking on “Save” button.	The form displays the list of documents still to be checked. The one previously checked no longer appears in the list.	Ok

<b>Test Report</b>	<input checked="" type="checkbox"/> <b>Tested by:</b> <i>Ulrich C.</i>	<b>On:</b> <i>17/06/2021</i>	<input type="checkbox"/> <b>Not available</b>
<b>Prerequisite</b>	The application is available and accessible outside the BRGM internal network.		
Success/Failure criteria:		Approval:	
<input checked="" type="checkbox"/> <b>Excellent:</b> All the steps of the test case were completed without any problems <input type="checkbox"/> <b>Good:</b> Errors occurred, but could be worked around <input type="checkbox"/> <b>Average:</b> at least one of the steps could not be performed <input type="checkbox"/> <b>Poor:</b> at least one of the steps could not be performed and prevents the tests from continuing.		Approved	
Comments:			
<i>No comment.</i>			

This project has received funding from the European Union’s Horizon 2020 research and innovation programme under grant agreement No 958211

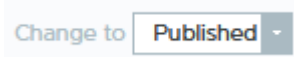
## IV.6 – CONSULT AND VALIDATE DOCUMENT – UC-FTDD-06

<b>Use case</b>	<b>UC-FTDD-06</b>		
<b>Title</b>	Consult and validate document		
<b>Testing specification</b>			
<b>FUNC</b>	Functional test		
<b>Items to be tested</b>			
<b>Site web</b>	<a href="https://screen2.brgm-rec.fr/documents-to-complete">https://screen2.brgm-rec.fr/documents-to-complete</a>		
<b>Specific environment</b>	Test environment		
<b>Prerequisite</b>	SCRREEN web site is available and accessible. - User has "Data loader" and/or "Administrator" profile. - Documents has been submitted by WP/Task leader		
<b>Initialisation</b>	-		
<b>id</b>	<b>Input data</b>	<b>Expected behaviour</b>	<b>Result (Ok/Ko)</b>
1	Follow <b>UC-FTDD-01</b> steps log on SCRREEN.	The form displays your profile information.	Ok
2	Select the documents by clicking on the "Documents to complete" link. <b>Documents to Complete</b>	The form displays all documents that need to be completed by data loader.	Ok
3	Select one and edit it by clicking on "Edit" tab. Change metadata fields if needed, and choose "validated" option on the "Change to" list. Change to <input type="text" value="Unpublished, validated"/> - And save the form by clicking on "Save" button.	The form displays the list of documents still to be validated. The one previously validated no longer appears in the list.	Ok

<b>Test Report</b>	<input checked="" type="checkbox"/> <b>Tested by:</b> Ulrich C.	<b>On:</b> 17/06/2021	<input type="checkbox"/> <b>Not available</b>
<b>Prerequisite</b>	The application is available and accessible outside the BRGM internal network.		
<b>Success/Failure criteria:</b>  <input checked="" type="checkbox"/> <b>Excellent:</b> All the steps of the test case were completed without any problems <input type="checkbox"/> <b>Good:</b> Errors occurred, but could be worked around <input type="checkbox"/> <b>Average:</b> at least one of the steps could not be performed <input type="checkbox"/> <b>Poor:</b> at least one of the steps could not be performed and prevents the tests from continuing.		<b>Approval:</b>  Approved	
<b>Comments:</b>  No comment.			

This project has received funding from the European Union's Horizon 2020 research and innovation programme under grant agreement No 958211

## IV.7 – PUBLISH PUBLIC DOCUMENT – UC-FTDD-07

<b>Use case</b>	<b>UC-FTDD-07</b>		
<b>Title</b>	Publish public document		
<b>Testing specification</b>			
<b>FUNC</b>	Functional test		
<b>Items to be tested</b>			
<b>Site web</b>	<a href="https://screen2.brgm-rec.fr/documents-to-publish">https://screen2.brgm-rec.fr/documents-to-publish</a>		
<b>Specific environment</b>	Test environment		
<b>Prerequisite</b>	SCRREEN web site is available and accessible. <ul style="list-style-type: none"> <li>- User has “European Commission” profile.</li> <li>- Documents has been validated by data loader.</li> </ul>		
<b>Initialisation</b>	-		
<b>id</b>	<b>Input data</b>	<b>Expected behaviour</b>	<b>Result (Ok/Ko)</b>
1	Follow <b>UC-FTDD-01</b> steps log on SCRREEN.	The form displays your profile information.	Ok
2	Click on the “Documents to publish” link. <a href="#">Documents to Publish</a>	A list of documents to be published appears.	Ok
3	Select one and edit it by clicking on “Edit” tab. Choose “Published” option on the “Change to” list.  And save the form by clicking on “Save” button.	The form confirms the update by clicking the "Save" button. The one previously publish no longer appears in the list.	Ok

<b>Test Report</b>	<input checked="" type="checkbox"/> <b>Tested by:</b> <i>Romain D.</i>	<b>On:</b> <i>18/06/2021</i>	<input type="checkbox"/> <b>Not available</b>
<b>Prerequisite</b>	The application is available and accessible outside the BRGM internal network.		
Success/Failure criteria:  <input checked="" type="checkbox"/> <b>Excellent:</b> All the steps of the test case were completed without any problems <input type="checkbox"/> <b>Good:</b> Errors occurred, but could be worked around <input type="checkbox"/> <b>Average:</b> at least one of the steps could not be performed <input type="checkbox"/> <b>Poor:</b> at least one of the steps could not be performed and prevents the tests from continuing.		Approval:  Approved	
Comments:  <i>No comment.</i>			

This project has received funding from the European Union’s Horizon 2020 research and innovation programme under grant agreement No 958211

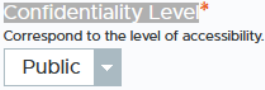
## IV.8 – SEARCH / CONSULT PUBLIC DOCUMENT – UC-FTDD-08

<b>Use case</b>	<b>UC-FTDD-08</b>		
<b>Title</b>	Search / consult public document		
<b>Testing specification</b>			
<b>FUNC</b>	Functional test		
<b>Items to be tested</b>			
<b>Site web</b>	<a href="https://screen2.brgm-rec.fr/documents">https://screen2.brgm-rec.fr/documents</a>		
<b>Specific environment</b>	Test environment		
<b>Prerequisite</b>	SCREEN web site is available and accessible.		
<b>Initialisation</b>	-		
<b>id</b>	<b>Input data</b>	<b>Expected behaviour</b>	<b>Result (Ok/Ko)</b>
1	Open a web browser and enter the following address: - <a href="https://screen2.brgm-rec.fr">https://screen2.brgm-rec.fr</a>	The form invites you to log in.	Ok
2	Click on the link “Find a document”. <b><u>Find a Document</u></b> Or fill in some criteria to find documents.	The form displays a list of public documents related to the criteria.	Ok
3	Click on the document to see related metadata information of the document.	The form displays all the metadata and the link to download and consult the document.	Ok

<b>Test Report</b>	<input checked="" type="checkbox"/> <b>Tested by:</b> <i>Olivier F.</i>	<b>On:</b> <i>19/06/2021</i>	<input type="checkbox"/> <b>Not available</b>
<b>Prerequisite</b>	The application is available and accessible outside the BRGM internal network.		
Success/Failure criteria:  <input checked="" type="checkbox"/> <b>Excellent:</b> All the steps of the test case were completed without any problems <input type="checkbox"/> <b>Good:</b> Errors occurred, but could be worked around <input type="checkbox"/> <b>Average:</b> at least one of the steps could not be performed <input type="checkbox"/> <b>Poor:</b> at least one of the steps could not be performed and prevents the tests from continuing.		Approval:  Approved	
Comments:  <i>No comment.</i>			

This project has received funding from the European Union’s Horizon 2020 research and innovation programme under grant agreement No 958211

## IV.9 – VALIDATE CONFIDENTIALITY LEVEL – UC-FTDD-09

<b>Use case</b>	<b>UC-FTDD-09</b>		
<b>Title</b>	Validate confidentiality level		
<b>Testing specification</b>			
<b>FUNC</b>	Functional test		
<b>Items to be tested</b>			
<b>Site web</b>	<a href="https://screen2.brgm-rec.fr/documents">https://screen2.brgm-rec.fr/documents</a>		
<b>Specific environment</b>	Test environment		
<b>Prerequisite</b>	SCREEN web site is available and accessible. - User has "European Commission" profile. - Documents has been validated by data loader.		
<b>Initialisation</b>	-		
<b>id</b>	<b>Input data</b>	<b>Expected behaviour</b>	<b>Result (Ok/Ko)</b>
1	Open a web browser and enter the following address: - <a href="https://screen2.brgm-rec.fr">https://screen2.brgm-rec.fr</a>	The form invites you to log in.	Ok
2	Fill in some criteria to find documents.	The form displays a list of public documents related to the criteria.	Ok
3	Select one and edit it by clicking on "Edit" tab. Choose the desired "Confidentiality Level" option from the corresponding list. 	The form confirms the update by clicking the "Save" button.	Ok

<b>Test Report</b>	<input checked="" type="checkbox"/> <b>Tested by:</b> <i>Olivier F.</i>	<b>On:</b> <i>19/06/2021</i>	<input type="checkbox"/> <b>Not available</b>
<b>Prerequisite</b>	The application is available and accessible outside the BRGM internal network.		
Success/Failure criteria:  <input checked="" type="checkbox"/> <b>Excellent:</b> All the steps of the test case were completed without any problems <input type="checkbox"/> <b>Good:</b> Errors occurred, but could be worked around <input type="checkbox"/> <b>Average:</b> at least one of the steps could not be performed <input type="checkbox"/> <b>Poor:</b> at least one of the steps could not be performed and prevents the tests from continuing.		Approval:  Approved	
Comments:  <i>No comment.</i>			

This project has received funding from the European Union's Horizon 2020 research and innovation programme under grant agreement No 958211